


# HANDY HAIR CARE TIPS FROM BRAVE SHAVERS



Use sculpting products. At first your hair will grow upwards until it's long enough to comb down. You can use a styling wax for a funky look.

**MANDIE**



My top tip, is to enjoy the warmer weather with your new do. Make sure you have a sun hat and sun cream, especially for round your neck and ears.

**NINA**

I went for regular trims at the hairdresser as my hair needed help to get back into style – then I decided to dye it pink!

**JULIET**



When I was at the newly shorn stage I loved using a solid shampoo bar full of moisturising ingredients. This kept it feeling soft and helped exfoliate my scalp.

**SARAH**



Treat your hair normally but do not use too much shampoo or conditioner. Keep it trimmed and just enjoy.

**INGRID**

YouTube has great videos on easy ways to wear light scarves.




**LYNSEY**



It took me no time to get ready in the mornings. There's no need to spend money on hair products either which was a bonus.

**LEE**



Want more Brave the Shave inspiration, tips and info?  
Click here to join the Macmillan Brave the Shave  
 Facebook,  Instagram and  Twitter communities.

Macmillan Cancer Support, registered charity in England and Wales (261017), Scotland (SC039907), and the Isle of Man (604). Also operating in Northern Ireland. MAC18027.

**BRAVE THE  
SHAVE**

**MACMILLAN  
CANCER SUPPORT**  
RIGHT THERE WITH YOU